

Tech Tips

OMUG

January 2014

New Website

- Migrated from hand coding to WordPress
- Rearranged pages
- Made it easier to find things
- Added new content
- Added contact page
- Updated member pictures (need more pictures)
- Member profiles (need more profiles)
- Updated information about the Forum

More to come

- New Tech Blog (with tech tips)
- Additional content
- New profiles, if provided by members

Mysterious File Extension

Q - Today when I went to delete the trash, I found a ton of .ipa files. Does anyone know what a .ipa file is? How did they get there? I did sync my iPhone with my computer yesterday and did a manual backup. Could that be where all these .ipa files came from?

A - Google .ipa

These files come from iTunes. When iTunes updates the iOS apps you have stored in iTunes, iTunes automatically deletes the old version, but iTunes only moves them to Trash, so you have to delete them manually. It's completely safe to empty the Trash and nothing will harm your iMac

Sync Selected PDF Files

Q - Does anyone know if you can sync PDF files (in iBooks) from iPad to Mac without syncing all the books?

A - Yes. Plug your iPad into your Mac. Open iTunes and select your iPad from the list of devices. You will see a series of buttons across the top. Select "Books". Then select "Sync Selected Books."

Q - How can I delete Yahoo as the startup browser.

A - Yahoo is not a browser.

What you are probably experiencing is that the Yahoo web site is set as your start page.

You can change your start page to be anything you want, including blank, by going to the Browser preferences.

Can't Open Safari

Q - I cannot open Safari either from the dock or when I have to open an item that requires the internet from my mail. I get a message telling me to click reopen to open the application again and to report it to Apple. I have been trying this approach for a couple of days without success. I have an iMac and I my browser is OS X. The other browsers work fine. Any suggestions?

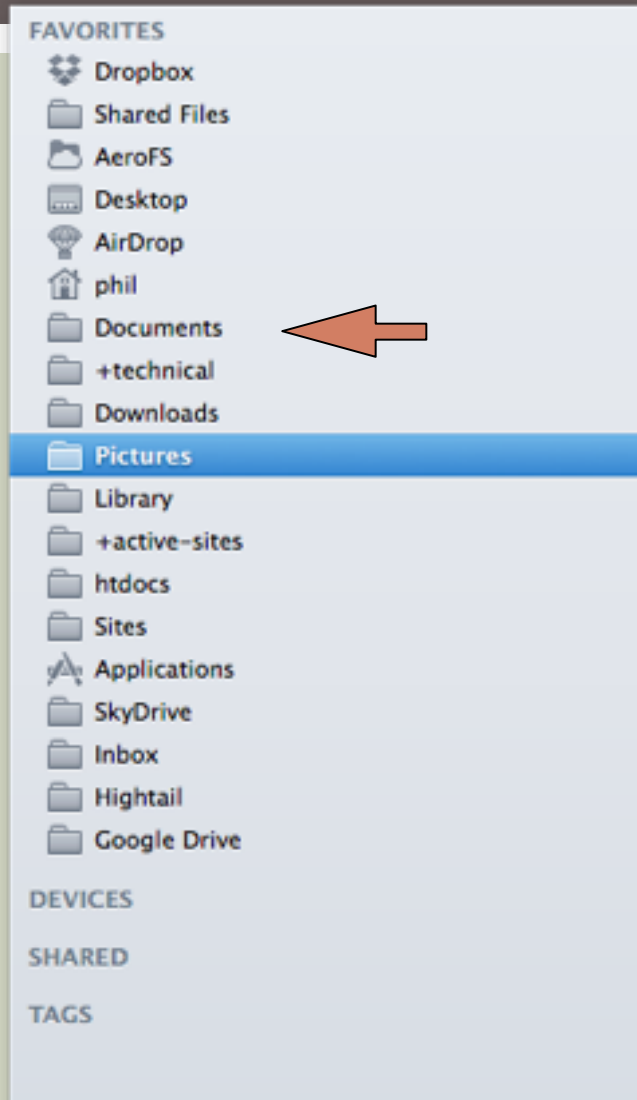
A - Uncheck the box marked Safari in the iCloud preference pane. This might fix the problem.

Note: OSX is not a browser.

5 Command Key Tricks



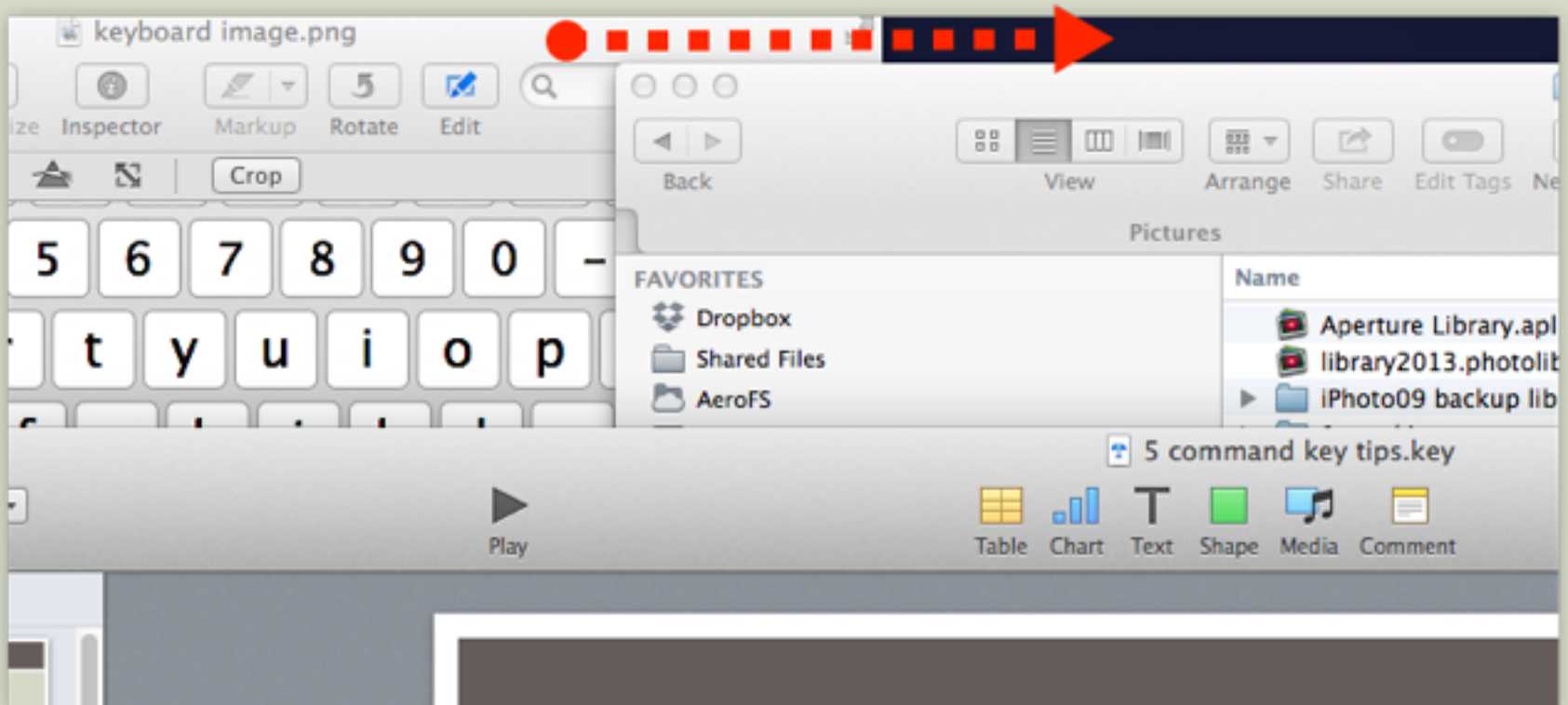
Open Sidebar Items in New Tab



- ⌘ Click on any item in the Finder Sidebar to open it within its own new tab.

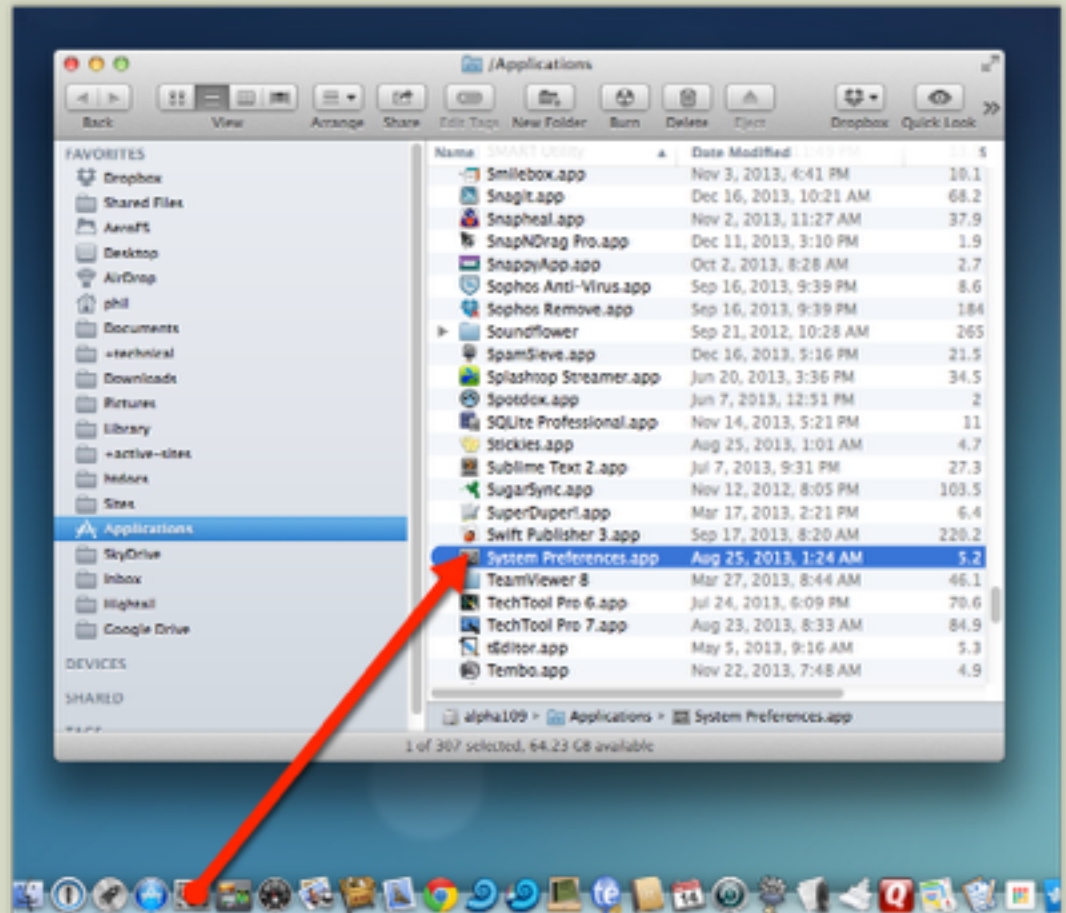
Move Background Window

- ⌘ + Drag on the background folder
- Move it without losing focus of the primary window



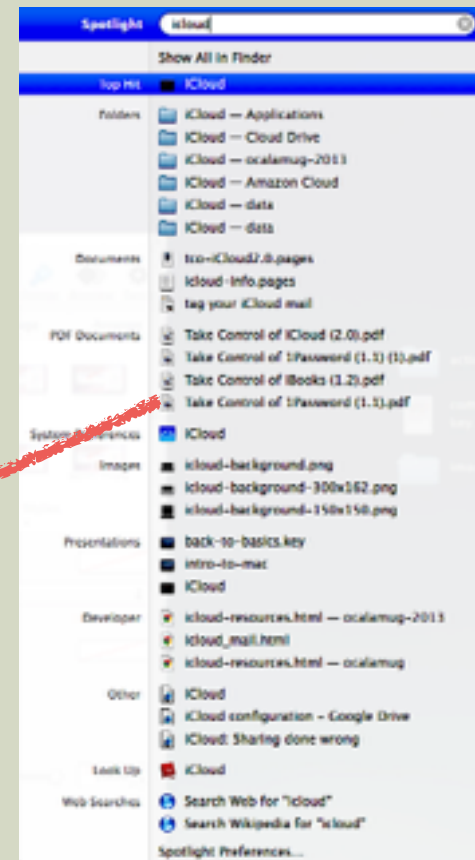
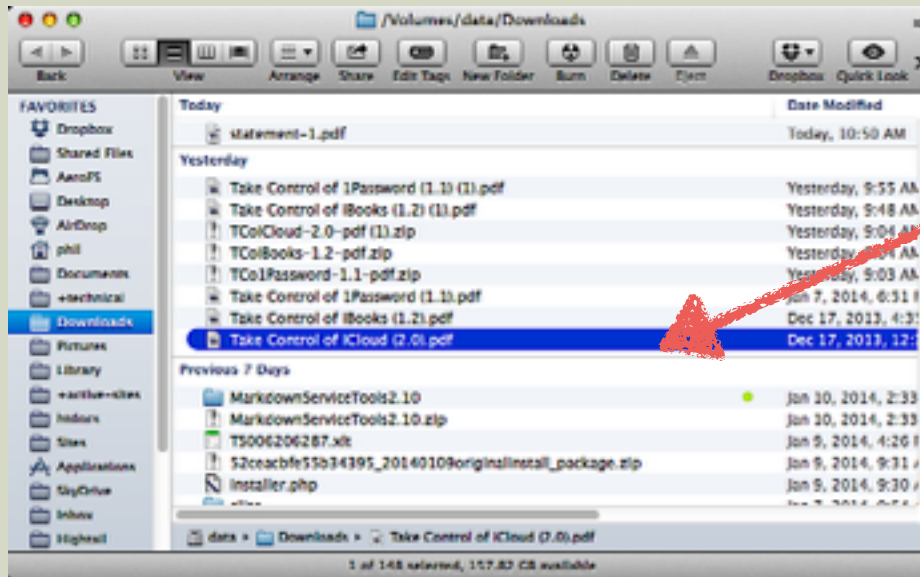
Open Dock Items in Finder

- ⌘ + Click on Dock Item
- Open the item location



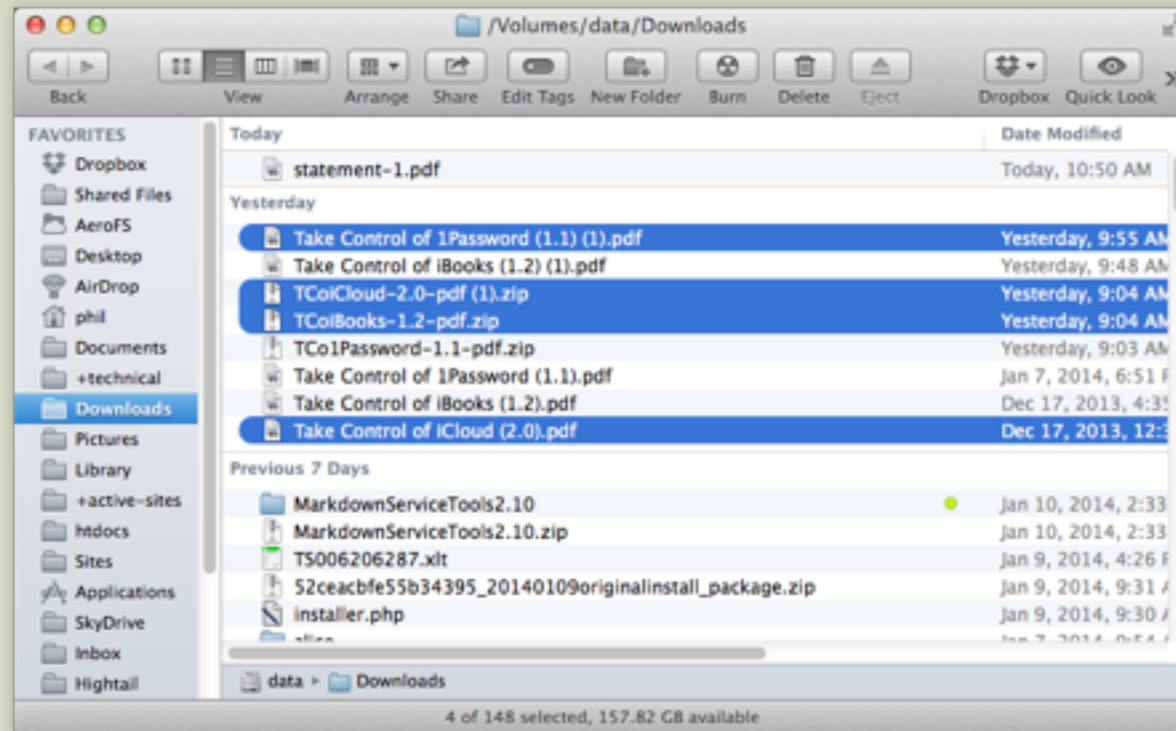
Open Spotlight Results in Finder

- ⌘ + Return
- Jump to the file's location in Finder



Select Non-adjacent Files

- Hold ⌘, then Click to select files



- Keep inbox clean - use folders and archive old messages
- Delete addresses when forwarding
- Use BCC
- Don't send a novel
- Don't send two-word emails
- Don't send a mass email intended for one person
- Don't use an "out of office" message when subscribed to a mailing list
- Don't leave subject line blank; use a short, clear subject

Mail: Security Tips

- Use separate email accounts for home and business
- Create a unique password
- Beware of phishing scams
- Never click links in emails
- Do not open unsolicited attachments (Windows problem)
- Scan for viruses and malware (Windows problem)
- Avoid public wi-fi