

# OMUG Forum

All OMUG members are now registered on the OMUG Forum.

Members can:

- Post technical questions

- Answer technical questions

- Post personal ads for technology-related items

OMUG Board will use the Forum to:

- Provide information to all members

- Post announcements and notices

- Inform members about schedule changes

If you are registered with a Gmail address you can change your delivery options and Display Name.

Get Information - <http://ocalamug.org/discussion-group/>

Read the Guidelines - <http://ocalamug.org/discussion-group/discussion-group-guidelines/>

The Forum should not be used for political discussions, commercial advertisements, jokes, or other irrelevant material. The forum administrator reserves the right to delete inappropriate materials and, if necessary, revoke or restrict a member's registration.

# OS X El Capitan - iOS 9

If your Mac or iThing runs Yosemite or iOS 8, it can run El Capitan and iOS 9

Support list for OS X 10.11

- iMac (Mid-2007 or later)
- MacBook (13-inch Aluminum, Late 2008), (13-inch, Early 2009 or later)
- MacBook Pro (13-inch, Mid-2009 or later), (15-inch, Mid/Late 2007 or later), (17-inch, Late 2007 or later)
- MacBook Air (Late 2008 or later)
- Mac Mini (Early 2009 or later)
- Mac Pro (Early 2008 or later)
- Xserve (Early 2009)

Support list for iOS 9:

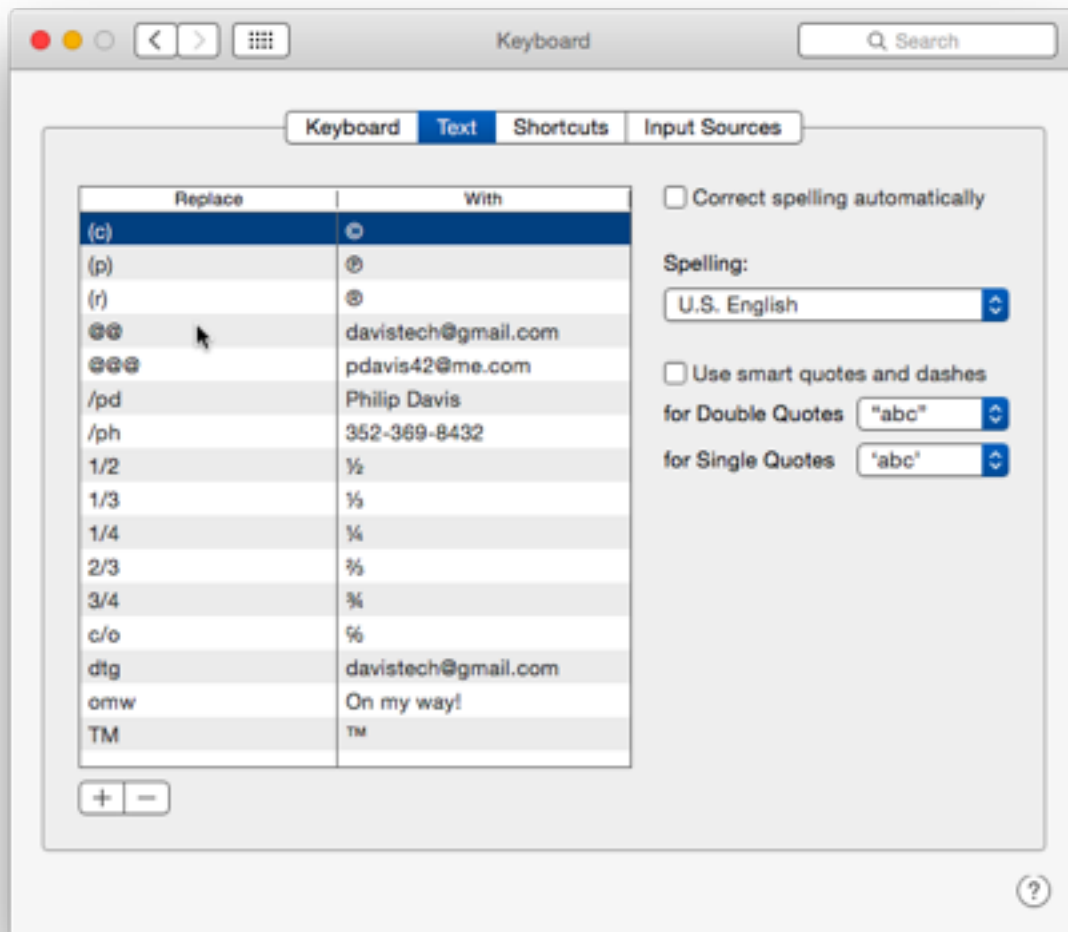
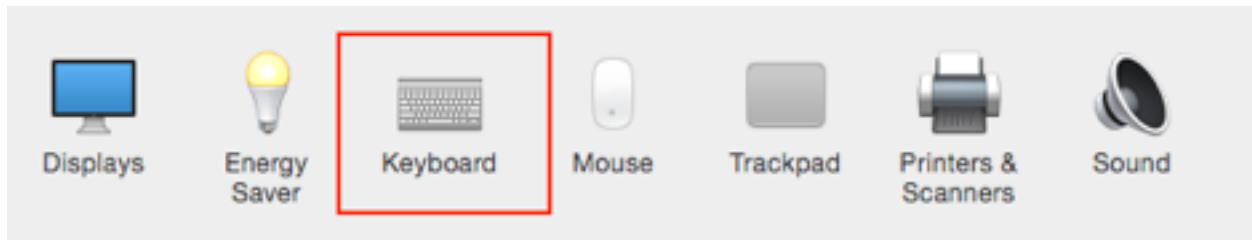
- iPhone 4S, 5, 5C, 5S, 6, and 6 Plus
- iPad 2, third- and fourth-gen Retina iPads, iPad Air, iPad Air 2
- All iPad Mini models
- Fifth-generation iPod Touch

# Useful Text-Editing Shortcuts

<b>Double click</b>	Select a word
<b>Triple click</b>	Select a paragraph
<b>⌘ A</b>	Select all
<b>Hold and drag</b>	Extend the selection
<b>Click and drag</b>	Move the selection
<b>⌘ Shift [</b>	Align left
<b>⌘ Shift ]</b>	Align right
<b>⌘ Shift \</b>	Center
<b>⌘ minus/plus</b>	Change the size of selected items
<b>⌘ P</b>	Open the print panel
<b>⌘ T</b>	Open the fonts panel
<b>⌘ Shift /</b>	Show help menu

# Use Text Replacements

SysPrefs > Keyboard > Text



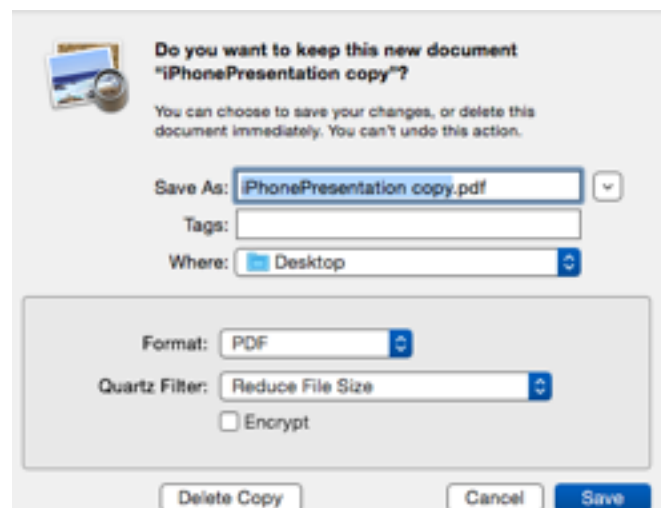
# Shrink PDF Size Using Quartz Filter

**The Problem:** A large file is too big to email

1. Open PDF in Preview
2. File > Duplicate
3. File > Save
4. Select Reduce File Size from Quartz Filter menu
5. Click Save

**The Result:** The 8.2 MB file is reduced to 817 KB

This will work on any file that can be opened in Preview.



# Application Switcher

Jump between open Apps using the Application Switcher.

1. Trigger the Application Switcher with **⌘ TAB**
2. Hold **⌘** and use arrow key to select the app ← →
3. Open the App with ↵

# Open Recent Items

Most Apps keep track of their recent files in the Open Recent submenu of the File menu, but you can also get at them via the keyboard.

1. Trigger the Application Switcher with **⌘ TAB**
2. Hold **⌘** and use arrow key to select the App ← →
3. Press **↑** - then release **⌘**
4. Select any item with **↑ ↓ ← →**, and open it with **↵**

# Tech Clinics

Clinic	Day	Date	Time
Basic Internet Security	Thursday	09/17/15	10:00 AM
Using iTunes	Thursday	09/24/15	10:00 AM
Genealogy on Your Computer	Monday	11/2/15	10:00 AM
Using Your iPad: More Tips, Tricks and Secrets	Monday	11/9/15	10:00 AM

All classes are in Central Florida Community College's University Center (Building 20) Room 112.

Learn more about these and other courses offered by Senior Learners, Inc. ([seniorlearners.org/](http://seniorlearners.org/))